

Welcome!

Entry Task: On your sticky note write your answer.

Which of these goals will most likely be accomplished and why?

- a.) Do better in math class
- b.) Get along better with my brother
- c.) Learn to play an instrument
- d.) Learn 3 new songs on my guitar by the end of the month
- e.) Help make the garden look nice for spring

MAKING GOALS SPECIFIC

Naviance Student

GOAL VS. WISH

What is the Difference?

Wish: to want (something) to be true or to happen

Example – I want to get a better grade in math.

Goal: something that you are trying to do or achieve

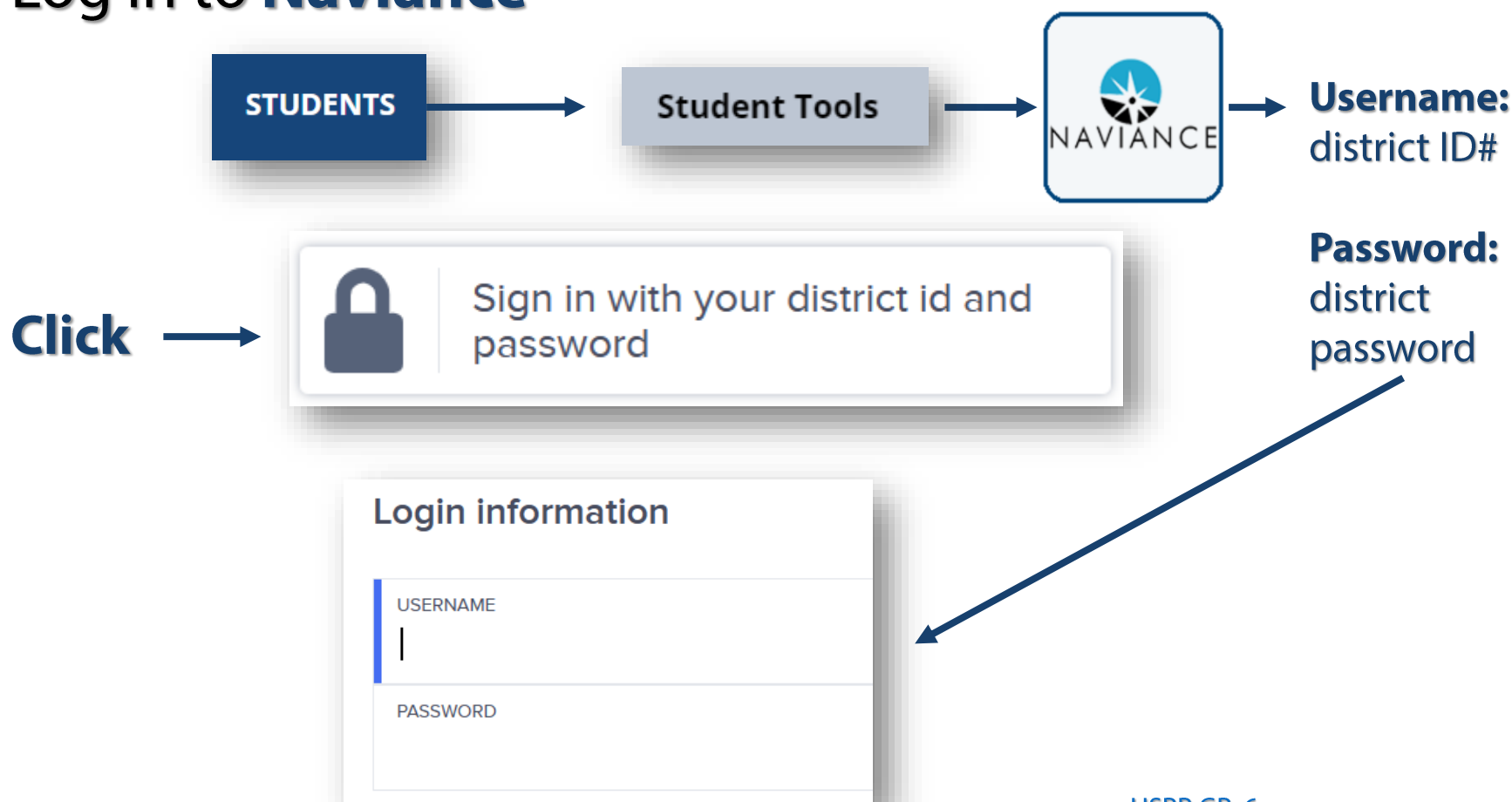
Example – I will complete my math homework each night when it is assigned.

A GOAL
WITHOUT A
PLAN IS JUST A
WISH.

- ANTOINE DE
SAINT-EXUPERY

Naviance Student


Log in to Naviance



Review the S.M.A.R.T Goal Criteria

Remember a ***goal***
without a plan is just
a wish... Antoine De Saint-Exupery

Make sure you create a
S.M.A.R.T 6th Grade Goal




S PECIFIC	What <u>exactly</u> is it you want to achieve?
M EASURABLE	How can you measure and track the progress of the goal?
A TTAINABLE	Is it actually attainable in the given time frame?
R ELEVANT	Is it something that you really want to do? Will it directly benefit you?
T IME BOUND	When do you want to achieve this goal by?


Goals and Your Future

Click on **Careers** and **Explore Roadtrip Nation Videos**

Click **Leaders**



Click **J**



Scroll to **Jesse Iwuji** and click on the name



Interview

Scroll to the bottom and watch the interview

Interview Debrief

After watching the interview, talk about:

- *What is a goal Jesse had for himself?*
- *What obstacles or challenges did he have to overcome?*
- *Give an example of how he was more specific when setting goals for himself.*




WHAT GOALS DO I WRITE?


Specific Goal Ideas

<u>Goal: Work Completion</u>	<u>Goal: Staying Engaged</u>
Completing work when time in class is given	Arrive to class on time and ready to learn
Write down due dates for assignments and projects	Ask questions when I am unsure or need help
Turning assignments and projects in on time.	Participate in class

6th Grade S.M.A.R.T Goal

 6th Grade S.M.A.R.T. Goal



No goals yet

 Add new 6th Grade S.M.A.R.T. Goal

Click to add your new **6th Grade S.M.A.R.T Goal.**

Add specific and detailed information in each section to complete your **S.M.A.R.T Goal.**

Click the **Add** button. 

 Cancel
 Add Goal
  Instructions

S.M.A.R.T. Goal

* My Goal is: (required)

to improve my work completion

Specific: What specific things will you accomplish?
Example – I will complete my math homework each night when it is assigned.

Measurable: How will you know when you have achieved this goal?

Achievable: Is this goal realistic? Do you have the tools you need to achieve it?

Relevant: Why is this goal important in your life?

Timely: When can you achieve this goal?

ADD

Time for Action!

With your new goal you will be prompted to create at least one action step.

Click **+Define your next step**

Type one thing you plan to do in the next 1-2 weeks to help you achieve your goal.

Click **Add**

You will now see your action steps as **To-do's**.

Next steps:

💎 This looks like a great goal! Now, it's time to think about what steps you are going to take to achieve it.

+ Define your next step

Cancel

Add To-Do

* To-Do

Start typing

140 characters

Associated with a goal or task

to

Priority



HIGH



MEDIUM



LOW

Due date:


Select date (optional)

ADD

COMPLETE THE LESSON...

Complete the Lesson Task...

To complete the lesson, click **Planner > Tasks**. Make sure that the **Create a 6th Grade S.M.A.R.T Goal** is listed under **Tasks you've completed**.



Naviance Questions?

If you have any questions, please contact naviance@everettsd.org.

Be sure to provide your first, last name and the name of your school.

To check messages sent to you through Naviance *Student*, login and click the icon for your **messages** in the upper-right corner.

